

The Long Nine

Monthly Match

SHOOTOUT
at
LICK CREEK

April 27, 2014

Lefthander's Gun Club
Loami, Illinois

April 27, 2014

Welcome Cowboys and Cowgirls!
We hope that you will enjoy the match today.

Safety is always on our minds, so let's all help each other to have a safe shoot. The usual safety guidelines are in effect. These will be touched upon at the shooter's meeting. The SASS Shooter's Handbook is the basis for our safety and shooting guidelines.

We will shoot five stages today, depending on conditions.

Stage 5 will be the stage for the 50/50 drawing. The cost is \$1. If you enter, and shoot the stage cleanly, you will be in the drawing for the Prize Money!

Today's Schedule:

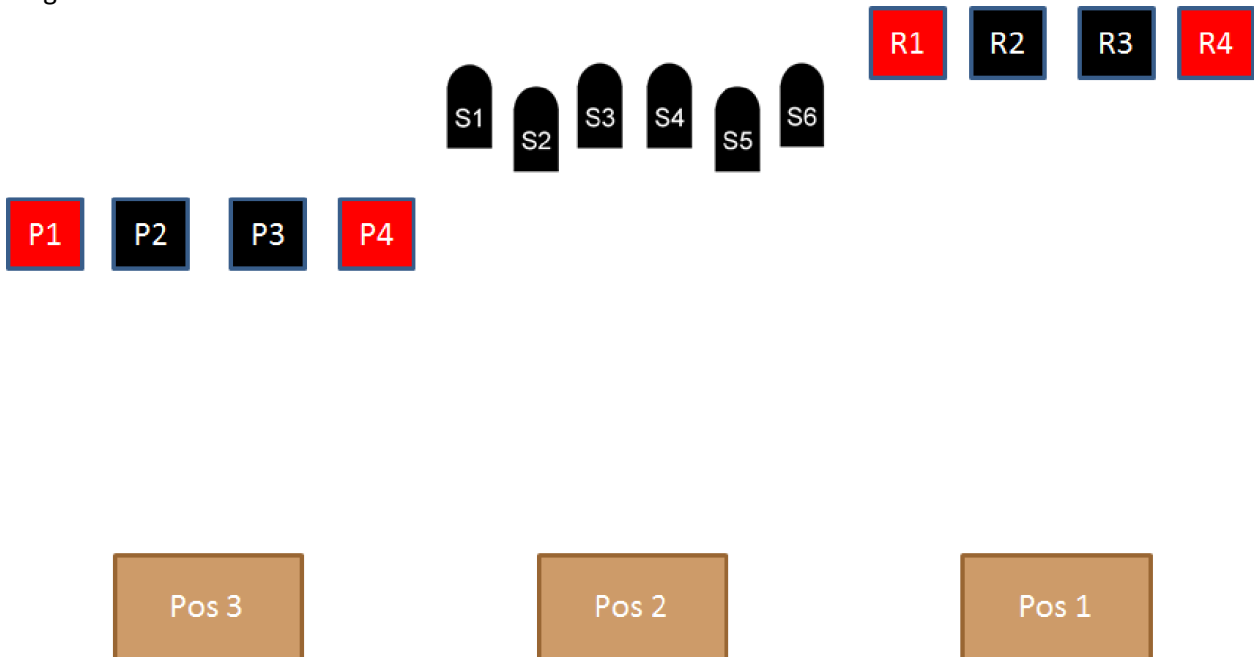
8:10 AM to 9:15 AM	Registration
9:30 AM	New Shooter's Meeting
9:45 AM	Shooter's Meeting
10:00 AM	Shooting Commences
	Shoot three stages
	Lunch
	Shoot two stages

After the last stage, please help move the targets to the assigned area.

The scores will be compiled and printed after the last stage is completed. Results will be available in the Club House.

Scores may also be viewed later on the Long Nine website: www.longninecowboys.org.

Stage 1



10 revolver, 10 rifle, 6+ shotgun

Staging: revolvers are loaded with five rounds each and holstered. Rifle is loaded with 10 rounds and is staged on position 1. Shotgun is held with both hands, action open, at position 2.

Phrase: Great to be shooting

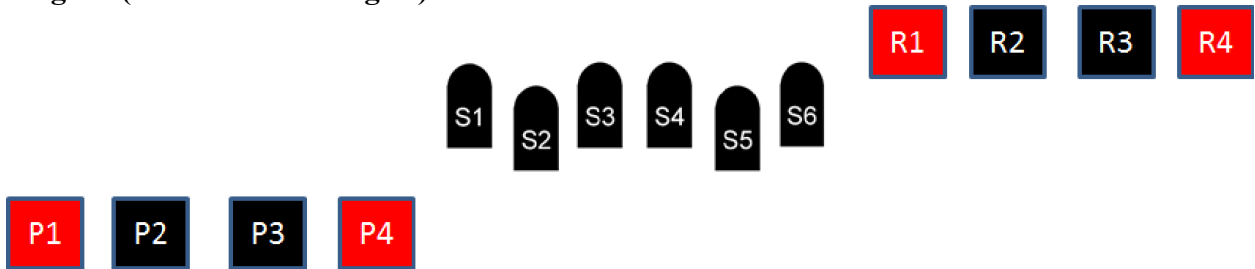
At the Beep: Shoot any two shotgun targets. Safely move to position 1; shoot the rifle targets
In a Nevada Sweep, starting from either end (1,2,3,4,3,2,1,2,3,4 or 4,3,2,1,2,3,4,3,2,1).
Make rifle safe and to to position 2 and shoot two more shotgun targets.
Safely move to position 3 and use the revolvers to shoot the revolver targets in a continuous Nevada Sweep as with the rifle. Return revolvers to holsters.
Return to position 2 to shoot the last two shotgun targets.

Upon completion of the stage, make firearms safe and proceed to the unloading table, muzzles up.

You may restage the long guns at any position at any time.

You must knock down two shotgun targets each time you shoot from position 2; make up misses when missed.

Stage 2 (Postal Match Stage 1)



The Scene: William Russell, Alexander Majors, and William Waddell were the founders of the Pony Express. By having a short route and using mounted riders rather than traditional stagecoaches, they proposed to establish a fast mail service between St. Joseph, Missouri, and Sacramento, California, with letters delivered in 10 days, a duration many said was impossible. The price was \$5 per half-ounce.

10 Pistol, 10 Rifle, 6+ Shotgun

Staging: Pistols holstered, loaded with five rounds each. Rifle staged on Position 1 (right

table) with 10 rounds. Shotgun staged on Position 2 (center table).

Starting Position: Start standing at Position 1 with both hands touching hat.

Line: "Get out of the way! Waddell needs the mail to get through!"

ATB: With **Rifle**, engage the four rifle targets in the following order: R1-R1-R2-R2-R3-R3-R4-

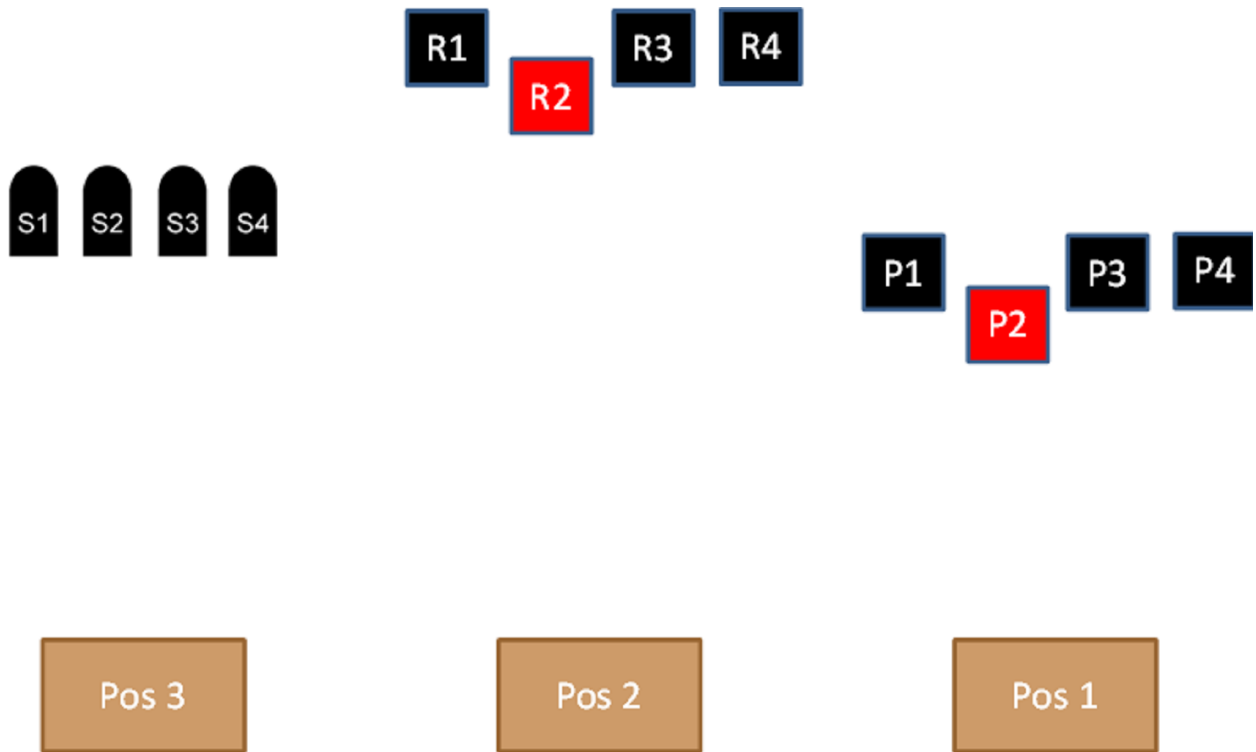
R4-R1-R4. *Make rifle safe. Move to Position 2 and with **Shotgun**, engage the 6 shotgun

targets in any order. *Make shotgun safe. Move to Position 3 and with **Pistols**, engage the 4

pistol targets in the following order: P1-P1-P2-P2-P3-P3-P4-P4-P1-P4.

*Note: Can make rifle safe on Position 1 or Position 2. Can make shotgun safe on Position 2 or Position 3.

Stage 3



10 Revolver, 10 rifle, 4+ shotgun

Rifle is staged at position 2 with 10 rounds loaded. Revolvers are each loaded with 5 rounds, holstered.

Shotgun is open and empty positioned at position 3.

Starting position: Shooter is at position 2, rifle at port arms

At the Beep: With the rifle, shoot as follows: 2,2,1,1,2,2,3,3,4,4. Make rifle safe.

Use the shotgun and revolvers in either order.

With the revolvers, shoot the revolver targets as done with the rifle.

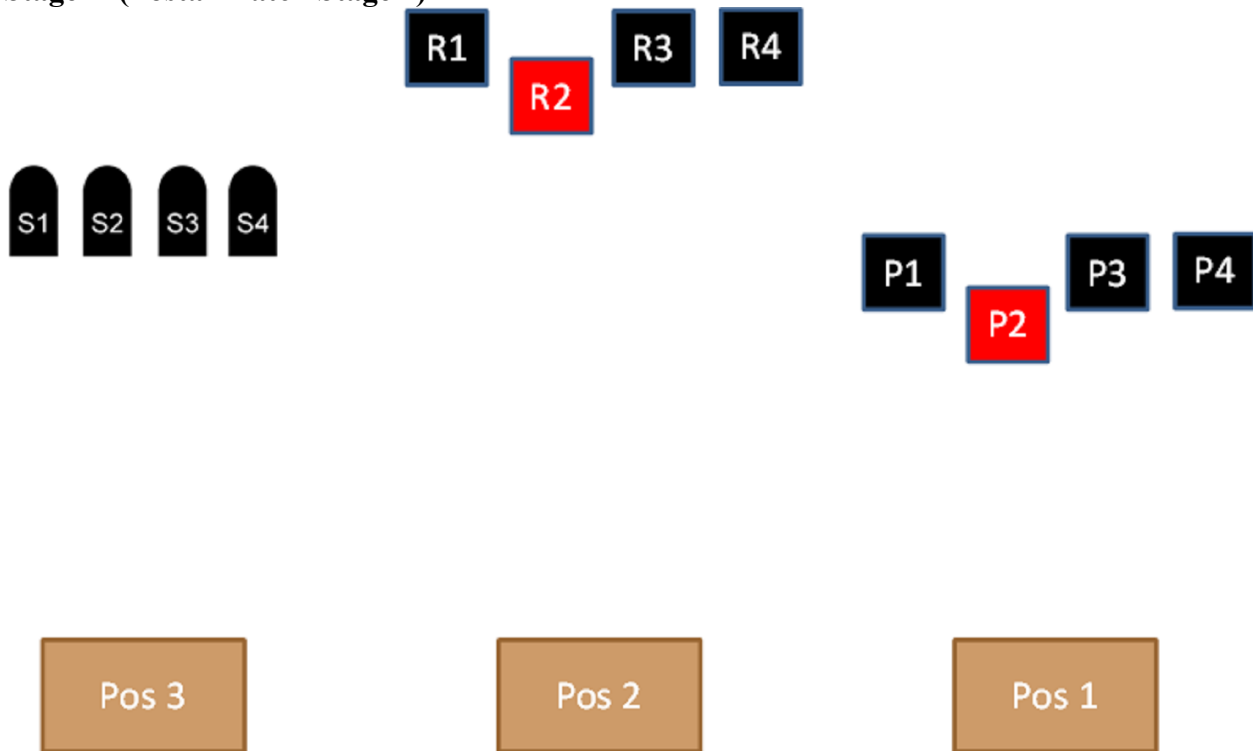
Make revolvers safe

Shoot each shotgun target until down, 4 targets total. Make gun safe.

Upon completion, make firearms safe and proceed to the unloading table, muzzle up.

Rifle and shotgun may be made safe at any position.

Stage 4 (Postal Match Stage 2)



The Scene: The Pony Express was in existence 1860-1861 (19 months) and had an estimated 80 riders that were in use at any one given time. The riders were small, lightweight, generally teenage boys, and proved to be heroes of the American West.

10 Pistol, 10 Rifle, 4+ Shotgun

Staging: Pistols holstered, loaded with five rounds each. Rifle staged on Position 2 (middle table) with 10 rounds. Shotgun staged on Position 3 (left table).

Starting Position: Start standing at Position 1 with one hand shading eyes and other hand outstretched at shoulder height pointing downrange.

Line: "Protect the rider!"

ATB: With **Pistols**, engage the four pistol targets as follows: Triple Tap P2, then sweep P1 through P4 with one round each, then Triple Tap P2 (order: P2-P2-P2-P1-P2-P3-P4-P2-P2-P2). Then move to Position 2 and with **Rifle**, engage the four rifle targets as follows: Triple Tap R2, then sweep R1 through R4 with one round each, then Triple Tap R2 (order: R2-R2-R2-R1-R2-R3-R4-R2-R2-R2).

*Make rifle safe. Move to Position 3 and with **Shotgun**, engage the four knockdowns in any order until down.

*Note: Can make rifle safe on Position 2 or Position 3

Stage 5

T1 T2 T3 S S S S

Barrier

Table

10 Revolver 10 Rifle 4+ shotgun

Rifle is loaded with 10 rounds, staged on the table.

Shotgun is staged open and empty on the table.

Revolvers loaded with 5 rounds each, holstered.

The Marksman starts standing behind the table.

Starting phrase: Can I start?

**At the Beep: Use long guns in either order. With the shotgun, shoot all four
Shotgun targets until down or broken.**

**With the rifle, shoot two identical Arkansas Shuffles, starting
From the same end (1,1,2,3,3 or 3,3,2,1,1)**

**After using the long guns and making them safe, advance
To the barrier and with the revolvers, shoot two identical
Arkansas shuffles. Holster revolvers.**

**Upon completion make the firearms safe and proceed to the unloading table, long
guns' muzzle up.**

The Long Nine at Lefthander's Gun Club

April 27, 2014

There will be five main stages today.

GOOD LUCK!

Stage	Time	Misses	Penalties	Bonus	Total Time
1	_____	_____	_____	_____	_____
2	_____	_____	_____	_____	_____
3	_____	_____	_____	_____	_____
4	_____	_____	_____	_____	_____
5	_____	_____	_____	_____	_____

Total Time _____