

The Long Nine

Monthly Match

Wild Bunch
at
LICK CREEK

May 20, 2018

Lefthander's Gun Club
Loami, Illinois

May 20, 2018

Welcome Cowboys and Cowgirls!
We hope that you will enjoy the match today.

Safety is always on our minds, so let's all help each other to have a safe shoot.
The usual safety guidelines are in effect. These will be touched upon at the shooter's meeting. The SASS **WILD BUNCH** Shooter's Handbook is the basis for our safety and shooting guidelines.

We are planning on five stages today.

Today's Schedule: Times TBA
 Registration
 Shooter's Meeting
 Shooting Commences
 Shoot five stages

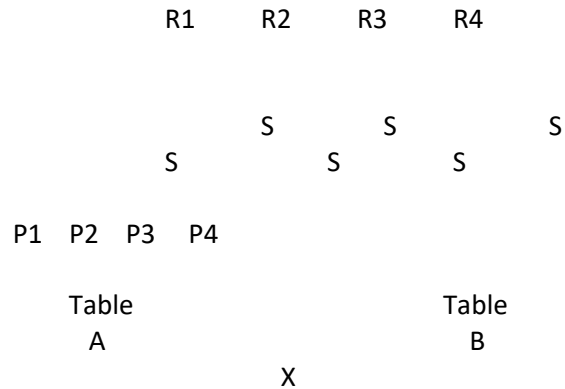
NO FOOD SERVICE IS PROVIDED, SO BRING YOUR SNACKS.

After the last stage, please help move the targets to the assigned area.

The scores will be compiled and possibly printed after the last stage is completed.
Results will be available in the Club House.

Scores may also be viewed later on the Long Nine website: www.longninecowboys.org.

Stage 1 AMMO: 10 rounds rifle 21 rounds 1911 6 rounds shotgun
(3 mag, 7 rounds each)



1911 has 7-round magazine in place, hammer on empty chamber and holstered. Other loaded magazines in the mag-loops/belt.

Shotgun, loaded with SIX rounds, but with hammer down on the empty chamber, is held by the shooter

Rifle, loaded with ten rounds, hammer down on the empty chamber, is on table B.

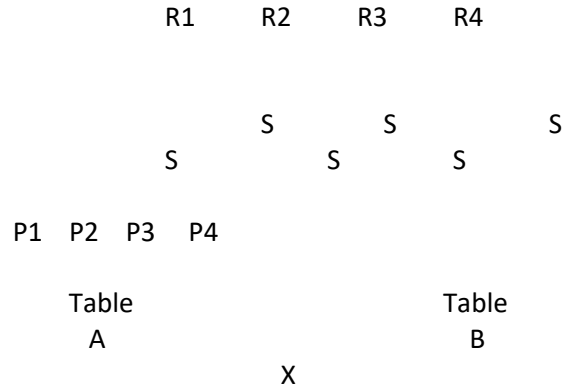
The Shooter starts standing between the tables with shotgun at port arms.

Starting Phrase: IT'S WARM-UP!

At the Beep: Shoot each shotgun target once. Make safe on table B
With the rifle shoot the rifle targets in a ten round Nevada Sweep
Starting on either end.
From table B, use the 1911 to shoot the rifle targets in a seven round
Nevada Sweep starting on either end. Move to table A and shoot the
Pistol targets in two (not continuous) Nevada Sweeps.

After completing the stage, show the 1911 to be clear to the TO and make safe. Then, retrieve your long guns and show them clear to the TO.

Stage 2 AMMO: 8 rounds rifle 28 rounds 1911 6 rounds shotgun
(4 mag, 7 rounds each)



1911 has 7-round magazine in place, hammer on empty chamber and holstered. Other loaded magazines in the mag-loops/belt.

Shotgun, loaded with SIX rounds, but with hammer down on the empty chamber, staged on either table.

Rifle, loaded with eight rounds, hammer down on the empty chamber, is on table B.

The Shooter starts standing between the tables, hand on 1911.

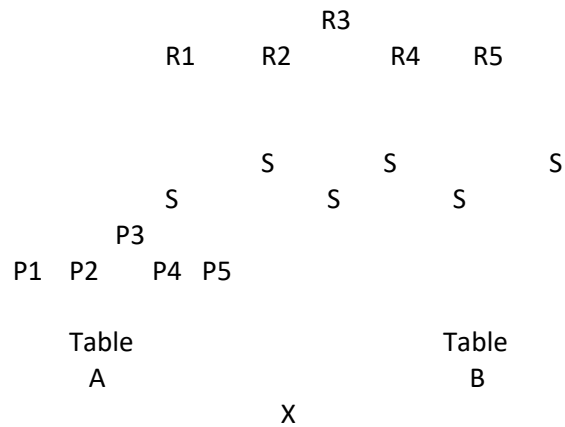
Firearm order is shooter's choice.

Starting Phrase: Show yourself!

At the Beep: With the rifle, double tap the rifle targets. Make rifle safe.
With the shotgun, shoot each shotgun target
With the 1911, double tap Nevada Sweep (14 rounds) on the pistol targets from Table A and the Rifle targets from table B. (You may shoot the rifle or pistol first)

After completing the stage, show the 1911 to be clear to the TO and make safe. Then, retrieve your long guns and show them clear to the TO.

Stage 3 AMMO: 7 rounds rifle 28 rounds 1911 6 rounds shotgun
(4 mag, 7 rounds each)



1911 has 7-round magazine in place, hammer on empty chamber and holstered. Other loaded magazines in the mag-loops/belt.

Shotgun, loaded with SIX rounds, but with hammer down on the empty chamber, is held by the shooter

Rifle, loaded with ten rounds, hammer down on the empty chamber, is on table B.

The Shooter starts standing between the tables with shotgun at port arms.

1911 has 7-round magazine in place, hammer on empty chamber and holstered. Other loaded magazines in the mag-loops/belt.

Shotgun, loaded, but with hammer down on the empty chamber, is on table B

Rifle, loaded with ten rounds, hammer down on the empty chamber, is on table A.

The Shooter starts standing behind table A, hands on gun belt.

Starting Phrase: More?

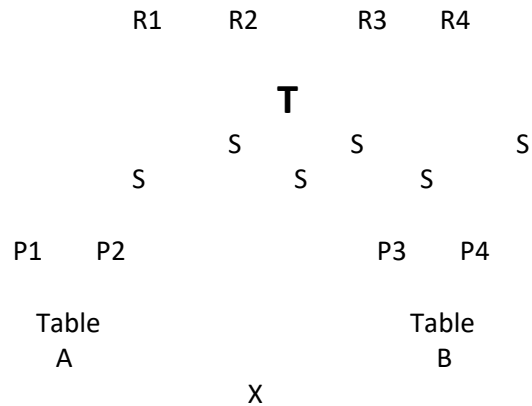
At the Beep: With the rifle, double tap R3, then single tap sweep the five rifle targets, starting at either end.

With the 1911, shoot the pistol targets from table A as per the rifle instructions, Then safely go to table B and repeat the instructions using the rifle targets.

With the shotgun, shoot each shotgun target.

After completing the stage, show the 1911 to be clear to the TO and make safe. Then, retrieve your long guns and show them clear to the TO.

Stage 4 AMMO: 7 rounds rifle 28 rounds 1911 6 rounds shotgun
(4 mag, 7 rounds each)



1911 has 7-round magazine in place, hammer on empty chamber and holstered. Other loaded magazines in the mag-loops/belt.
Shotgun, loaded, but with hammer down on the empty chamber, is on table B
Rifle, loaded with ten rounds, hammer down on the empty chamber, is on table A.
The Shooter starts standing at the X, hands on gun belt.

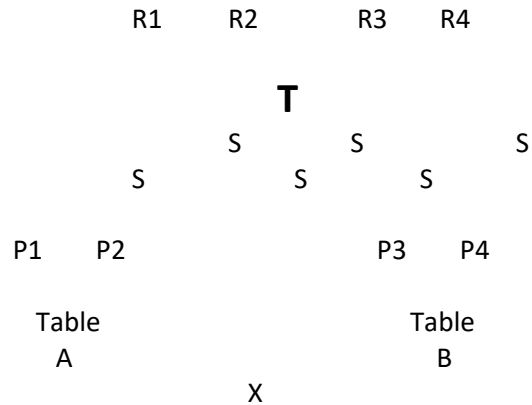
Starting Phrase: **DID I HEAR CORRECTLY? (OR WHAT?)**

At the Beep: **YOU MAY SHOOT THE GUNS IN ANY ORDER!**
With the rifle, alternately single-tap TWO rifle targets with SIX rounds, then shoot T once.
With the shotgun, shoot the six shotgun targets
With the 1911, from each table, alternately single tap two pistol targets for six rounds, then single tap T, and do the same with two rifle targets and T.
You can shoot the either the pistol or rifle targets with the 1911 first.

After completing the stage, show the 1911 to be clear to the TO and make safe. Then, retrieve your long guns and show them clear to the TO.

NOTES: You may shoot the pistol or rifle targets first, then the other set second.

Stage 5 AMMO: 7 rounds rifle 21 rounds 1911 6 rounds shotgun
(3 mag, 7 rounds each)



1911 has 7-round magazine in place, hammer on empty chamber and holstered. Other loaded magazines in the mag-loops/belt.

Shotgun, loaded, but with hammer down on the empty chamber, is on either table.

Rifle, loaded with seven rounds, hammer down on the empty chamber, is held by the shooter at the waist.

The Shooter starts standing at the X, holding the rifle at the waist with both hands.

Starting Phrase: **ARE WE DONE YET?**

At the Beep: With the rifle, shoot the two inner pistol targets (P2, P3), T, and the four rifle targets once each in any order (7 rounds).

Shoot the six shotgun targets.

With the 1911, from each table, shoot two pistol targets, T, and four rifle targets in any order. THEN, from the center (X), shoot the two inner pistol targets, T, and the four rifle targets in any order.

After completing the stage, show the 1911 to be clear to the TO and make safe. Then, retrieve your long guns and show them clear to the TO.

The Long Nine at Lefthander's Gun Club

May 20, 2018

There will be five main stages today.

GOOD LUCK!

Stage	Time	Misses	Penalties	Bonus	Total Time
1	_____	_____	_____	_____	_____
2	_____	_____	_____	_____	_____
3	_____	_____	_____	_____	_____
4	_____	_____	_____	_____	_____
5	_____	_____	_____	_____	_____

Total Time _____